



TAC series(200,250,300A)



TAC -200 -223 -

① ② ③ ④

- ① Model Name
- ② Rated Current
- ③ Line to ground capacitor code: See table 1.1.

table 1.1 Line to ground capacitor code

Code	Leakage Current (Input 250/500V 60Hz)	Line to ground capacitor (nominal value)
103	1.0mA/2.0mA max	10,000pF
223	2.5mA/5.0mA max	22,000pF
333	3.5mA/7.0mA max	33,000pF

* When the line to ground capacitor code is different, the attenuation characteristic is different.

- ④ Option
- U: Improve differential mode attenuation
(Rated voltage 250V)

Features of TAC series

High-attenuation type of common mode noise from 150kHz to 1MHz (1-stage filter)

- Three phase rated voltage 500 VAC (voltage range: 528V max)
- Selectable leakage current value

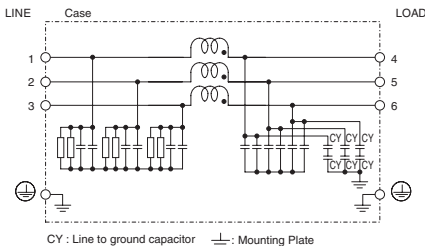
Specifications

No.	Items	TAC-200-223	TAC-250-223	TAC-300-223
1	Rated Voltage[V]	AC Three Phase 500 (voltage range: 528 max) 50/60Hz *1		
2	Rated Current[A]	200	250	300
3	Test Voltage (Terminal-Mounting Plate)	2,500 VAC (Cutoff Current = 100mA), 1minute at room temperature and humidity		
4	Isolation Resistance (Terminal-Mounting Plate)	500 VDC 100M Ω min at room temperature and humidity		
5	Leakage current 250/500V 60Hz	2.5mA/5.0mA max		
6	DC resistance	2m Ω max	1.5m Ω max	1m Ω max
7	Safety agency approval temperatures	-25 to +85°C (Refer to Derating Curve)		
8	Operating temperature	-40 to +85°C (Refer to Derating Curve)		
9	Operating humidity	20 to 95%RH (Non condensing)		
10	Storage temperature/humidity	-40 to +85°C/20 to 95%RH (Non condensing)		
11	Vibration	10 to 55Hz, 19.6m/s ² (2G), 3min. Period, 1hour each X, Y and Z axis		
12	Impact	196.1m/s ² (20G), 11ms Once each X, Y and Z axis		
13	Safety agency approvals	UL1283, CSA C22.2 No.8 (C-UL), DIN EN60939 VDE0565 Teil3-1, ENEC		
14	Case size (without projection)	190 X 110 X 360 mm [7.48 X 4.33 X 14.17 inches] (W X H X D)		
15	Weight	8.0kg max		

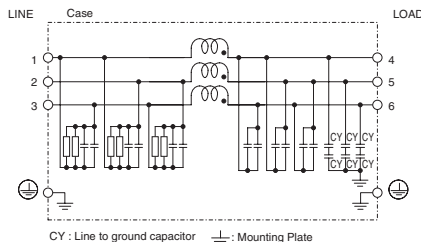
*1 Only "TAC--U", Three Phase 250 (275 max)

Circuit Diagram

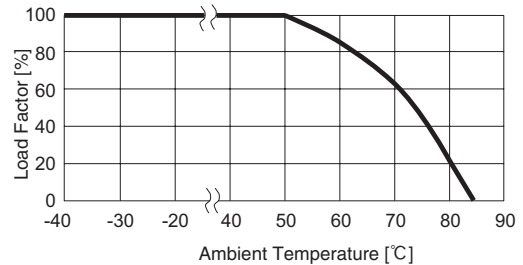
(1) TAC-



(2) TAC--U (Option : U)

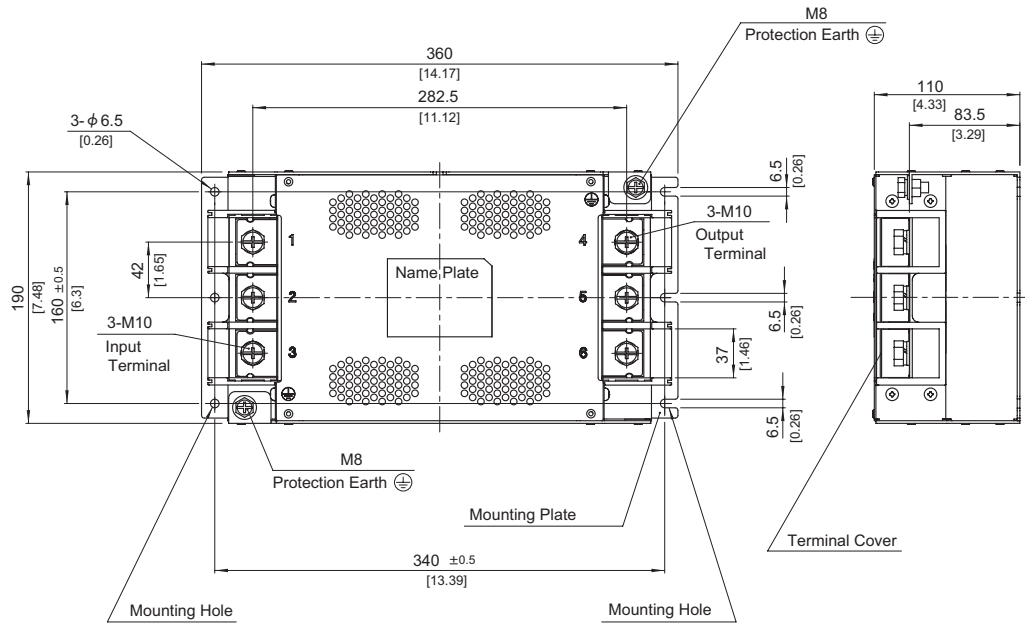


Derating Curve



* Keep free ventilation holes for cooling.

External view



※ Can not be mounted upside-down.
(mounted the top surface)

- ※ Tolerance : ± 1 [± 0.04]
- ※ Weight : 8.0kg max
- ※ Mounting Plate : Stainless steel $t=2.0$ [0.08]
- ※ Dimensions in mm, []=inches
- ※ Terminal block screw tightening torque M10 : 14.2N · m (144.9kgf · cm) max
- ※ Protection Earth screw tightening torque M8 : 9.2N · m (93.9kgf · cm) max