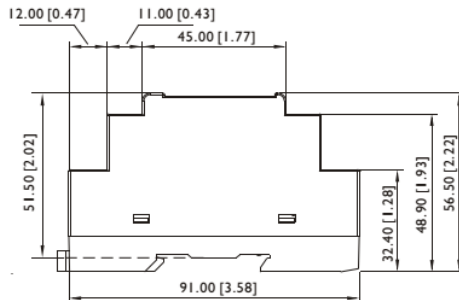
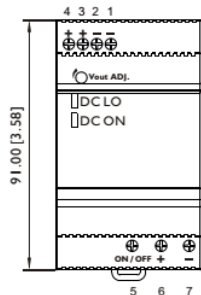
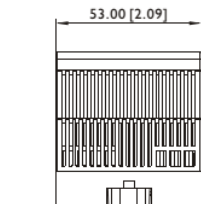


MECHANISM & PIN CONFIGURATION

mm [inch]



CONSTRUCTION

Easy snap-on mounting onto the DIN-Rail (TS35/7.5 or TS35/15), unit sits safely and firmly on the rail; no tools required even to remove

INSTALLATION

Ventilation / Cooling

Normal convection

All sides 25mm free space

For cooling recommended

Connector size range

AWG24-12 (0.2~2.5mm²) flexible / solid cable

-Connector can withstand torque at maximum 6 pound-inches.

7 mm stripping at cable end recommends.

Use copper conductors only, 60/75 °C

GENERAL TOLERANCE	
0.00[0.00] - 30.00[1.18]	±0.30[0.01]
30.00[1.18] - 120.00[4.72]	±0.50[0.02]