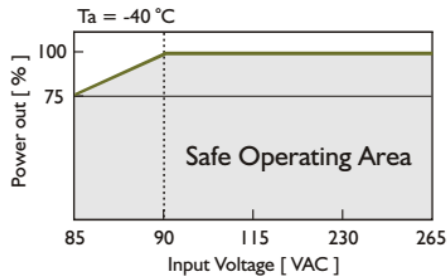
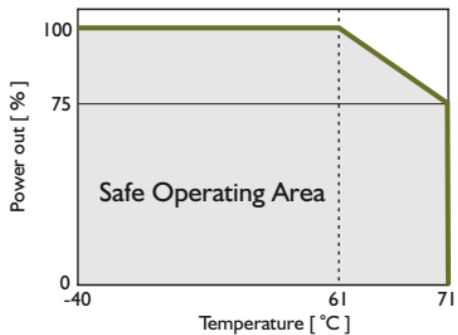
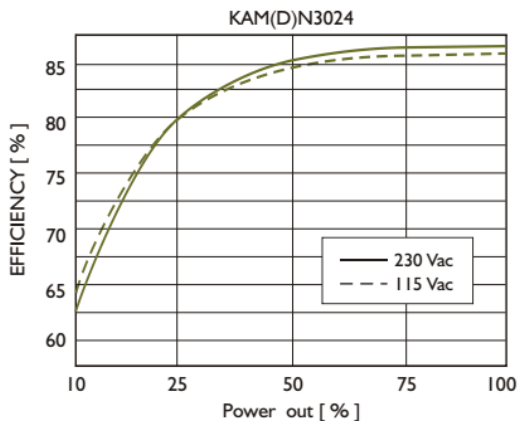


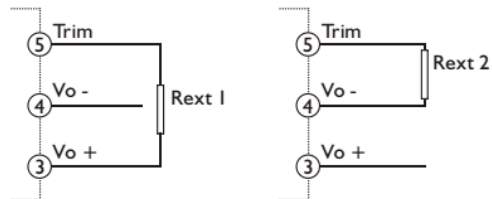
# DERATING CURVE



# TYP. EFFICIENCY CURVE



**Fig. 1 Trim connection**  
(For single output only)



**Table 1 Typical resistor values for various output voltage adjustment settings and max continuous power**

Type	Rext 1		Rext 2		Max continuous power
	Vo nom -5%	Vo nom -10%	Vo nom +5%	Vo nom +10%	
KAM(D)N3003	20KΩ	5.1KΩ	3KΩ	1KΩ	25 W
KAM(D)N3005	5.1KΩ	1KΩ	6.8KΩ	2KΩ	30 W
KAM(D)N3012	39KΩ	20KΩ	10KΩ	0Ω	30 W
KAM(D)N3015	180KΩ	56KΩ	30KΩ	5.1KΩ	30 W
KAM(D)N3024	150KΩ	51KΩ	8.2KΩ	0Ω	30 W