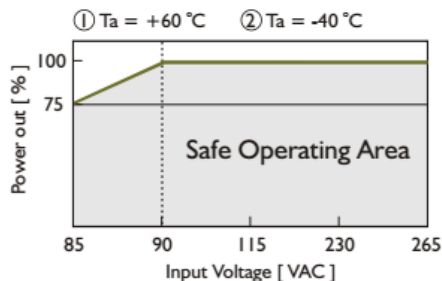
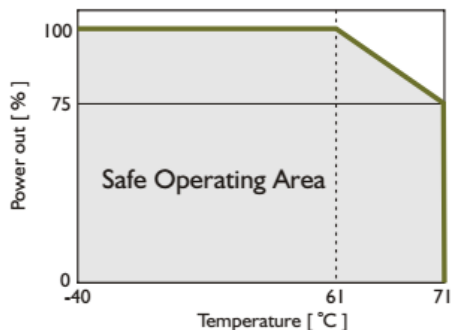


DERATING CURVE



TYP. EFFICIENCY CURVE

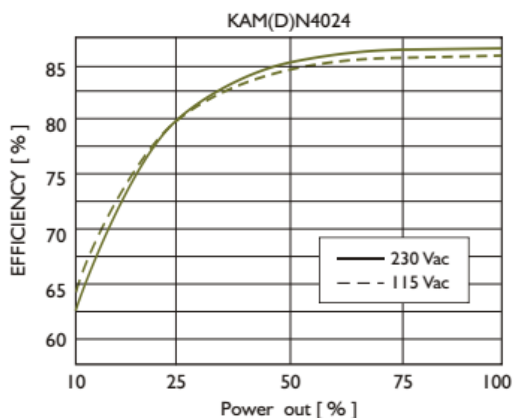


Fig. 1 Trim connection
(For single output only)

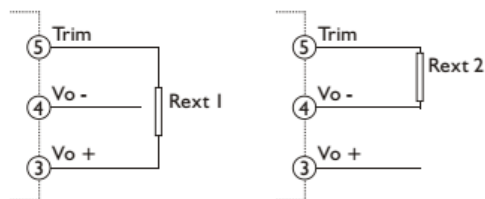


Table 1 Typical resistor values for various output voltage adjustment settings and max continuous power

Type	Rext 1		Rext 2		Max continuous power
	V_o nom -5%	V_o nom -10%	V_o nom +5%	V_o nom +10%	
KAM(D)N4003	20K Ω	5.1K Ω	3K Ω	1K Ω	28 W
KAM(D)N4005	5.1K Ω	1K Ω	6.8K Ω	2K Ω	40 W
KAM(D)N4012	39K Ω	20K Ω	10K Ω	0 Ω	40.8 W
KAM(D)N4015	180K Ω	56K Ω	30K Ω	5.1K Ω	40.5 W
KAM(D)N4024	150K Ω	5.1K Ω	8.2K Ω	0 Ω	40.8 W